

# BRAKE AND CLUTCH HYDRAULICS 2010



## CATALOGUE ADDITION JUNE 2011



FRENI E FRIZIONI IDRAULICI  
*HYDRAULIQUE DE FREINAGE ET D'EMBRAYAGE*  
BREMS-UND-KUPPLUNGSHYDRAULIK  
*FRENOSY EMBRAGUES HIDRAULICOS*

		Spare Parts	F/R	L/R	CIFAM ref.		DIMENSIONS mm.	NOTE
<b>Z4 I (E85, 86) 2/03-2/09</b>								
2.0 i Eng.N46B20A (110kW)	3/07-				<b>202-769</b>	Ate	Ø 23,81/22,20	Alu, +DSC
2.2 i Eng.M54226S1 (125kW)	03-				<b>202-769</b>	Ate	Ø 23,81/22,20	Alu, +DSC
2.5 i Eng.M54256S5 (141kW)	03-09				<b>202-769</b>	Ate	Ø 23,81/22,20	Alu, +DSC
2.5 i Eng.N52B25A (130kW)	06-				<b>202-769</b>	Ate	Ø 23,81/22,20	Alu, +DSC
2.5 si Eng.N52B25A (160kW)	06-				<b>202-769</b>	Ate	Ø 23,81/22,20	Alu, +DSC
3.0 i Eng.M54306S3 (170kW)	03-09				<b>202-769</b>	Ate	Ø 23,81/22,20	Alu, +DSC
3.0 si, Coupé Eng.N52B30A (195kW)	06-				<b>202-769</b>	Ate	Ø 23,81/22,20	Alu, +DSC

**CHEVROLET**

<b>Cruze 5/09-</b>								
1.6 LS Eng.LXV (83kW)	09-		R		<b>101-1016</b>		Ø 20,64	Alu
1.8 Eng.2H0 (102-104kW)	09-		R		<b>101-1016</b>		Ø 20,64	Alu
2.0 CDi Eng.LLW (90kW)	09-		R		<b>101-1016</b>		Ø 20,64	Alu
2.0 CDi Eng.LLW (92kW)	10-		R		<b>101-1016</b>		Ø 20,64	Alu
2.0 D LT Eng.LLW (110kW)	09-		R		<b>101-1016</b>		Ø 20,64	Alu
<b>Tacuma 1/05-</b>								
1.6 Eng.A16DMS (77kW)	05-		R		<b>101-982</b>		Ø 20,64	
1.6 Eng.A16DMS (79kW)	05-		R		<b>101-982</b>		Ø 20,64	

**CITROËN**

<b>Berlingo I (MF) 7/96-5/08</b>								
1.1, i Eng.TU1M, K, MZ, JP (41-44kW)	7/96-		R		<b>101-1008</b>	Trw	Ø 22,00	Alu
1.4 Bivalent (48kW)	02-		R		<b>101-1008</b>	Trw	Ø 22,00	Alu, +ABS, -ESP
1.4 i, Bivalent Eng.KFX (TU3JP) (55kW)	7/96-		R		<b>101-1008</b>	Trw	Ø 22,00	Alu
1.6 16v Eng.NFU (TU5JP4) (80kW)	00-		R		<b>101-1008</b>	Trw	Ø 22,00	Alu
1.6 HDi Eng.DV6ATED4 (66kW)	05-		R		<b>101-1008</b>	Trw	Ø 22,00	Alu, +ABS, -ESP
1.6 HDi Eng.DV6B (55kW)	05-		R		<b>101-1008</b>	Trw	Ø 22,00	Alu, +ABS, -ESP
1.8 D Eng.A9A (XUD7) (43kW)	7/98-		R		<b>101-1008</b>	Trw	Ø 22,00	Alu
1.8i Eng.LFX (XU7JB) (66kW)	97-		R		<b>101-1008</b>	Trw	Ø 22,00	Alu
1.9 D Eng.DJY (XUD9A) (50kW)	7/96-		R		<b>101-1008</b>	Trw	Ø 22,00	Alu
1.9 D, 4WD Eng.WJY (DW8B), WJZ (DW8) (51kW)	98-		R		<b>101-1008</b>	Trw	Ø 22,00	Alu
2.0 HDi, 4WD Eng.RHY (DW10TD) (66kW)	12/99-		R		<b>101-1008</b>	Trw	Ø 22,00	Alu
electrique (16kW)	00-		R		<b>101-1008</b>	Trw	Ø 22,00	Alu
<b>C3 II 11/09-</b>								
1.1 Eng.HFX (TU1JP) (44kW)	09-		R		<b>101-1017</b>	Bosch	Ø 20,64	Alu
1.4 Eng.TU3 (54kW)	09-		R		<b>101-1017</b>	Bosch	Ø 20,64	Alu
1.4 HDi Eng.DV4TD (50kW)	09-		R		<b>101-1017</b>	Bosch	Ø 20,64	Alu
1.4 VTi Eng.EP3C (70kW)	09-		R		<b>101-1017</b>	Bosch	Ø 20,64	Alu
1.6 HDi 16v Eng.DV6ATED4 (66-68kW)	09-		R		<b>101-1017</b>	Bosch	Ø 20,64	Alu
1.6 HDi 16v Eng.DV6TED4 (80kW)	10-		R		<b>101-1017</b>	Bosch	Ø 20,64	Alu
<b>DS3 11/09-</b>								
1.4 16v Eng.EP3 (70kW)	10-		R		<b>101-1017</b>	Bosch	Ø 20,64	Ch 12271 -, Alu, Brake Drum 8Inch
1.4 HDi Eng.DV4TD (50kW)	10-		R		<b>101-1017</b>	Bosch	Ø 20,64	Ch 12271 -, Alu, Brake Drum 8Inch
1.6 16v Eng.EP6CDT (115kW)	10-		R		<b>101-1017</b>	Bosch	Ø 20,64	Ch 12271 -, Alu, Brake Drum 8Inch
1.6 HDi Eng.DV6ATED4 (68kW)	09-		R		<b>101-1017</b>	Bosch	Ø 20,64	Ch 12271 -, Alu, Brake Drum 8Inch
1.6 HDi Eng.DV6TED4 (82kW)	09-		R		<b>101-1017</b>	Bosch	Ø 20,64	Ch 12271 -, Alu, Brake Drum 8Inch
1.6 T THP Racing Eng.EP6DTS (149kW)	10-		R		<b>101-1017</b>	Bosch	Ø 20,64	Ch 12271 -, Alu, Brake Drum 8Inch
<b>Xsara Picasso (N68) 2/00-</b>								
1.6 Eng.NFZ, NFV (TU5JP) (65-70kW)	1/00-		R		<b>101-1008</b>	Trw	Ø 22,00	Alu
1.8i 16v Eng.LFY (XU7JP4), 6FZ (EW7J4) (81-85kW)	1/00-		R		<b>101-1008</b>	Trw	Ø 22,00	Alu
2.0 HDi Eng.RHY (DW10TD) (66kW)	1/00-		R		<b>101-1008</b>	Trw	Ø 22,00	Alu

**CITROËN LCV**

<b>Berlingo I Van (M) 7/96-5/08</b>								
1.1 Eng.HDZ (TU1M) (40kW)	7/96-		R		<b>101-1008</b>	Trw	Ø 22,00	Alu
1.4 i, Bivalent Eng.KFX, KFW (TU3JP) (55kW)	7/96-		R		<b>101-1008</b>	Trw	Ø 22,00	Alu
1.6 HDi Eng.DV6ATED4 (66kW)	05-		R		<b>101-1008</b>	Trw	Ø 22,00	Alu, +ABS, -ESP
1.6 HDi Eng.DV6B (55kW)	05-		R		<b>101-1008</b>	Trw	Ø 22,00	Alu, +ABS, -ESP
1.8 D Eng.A9A (XUD7) (43kW)	7/96-		R		<b>101-1008</b>	Trw	Ø 22,00	Alu
1.9 D Eng.DJY (XUD9A) (50kW)	7/96-		R		<b>101-1008</b>	Trw	Ø 22,00	Alu
1.9 D, 4WD Eng.WJZ (DW8) (51kW)	98-		R		<b>101-1008</b>	Trw	Ø 22,00	Alu
2.0 HDi Eng.RHY (DW10TD) (66kW)	12/99-		R		<b>101-1008</b>	Trw	Ø 22,00	Alu
<b>Jumper I (230)/ Relay 3/94-4/02</b>								
1.9 D Eng.D9B (XUD9A-U) (50-51kW)	94-02				<b>303-022</b>		Ø 25,40	Ch -S16206244, Alu, Rear Disc Brake, 10Q, -ABS
1.9 TD Eng.D8C (XUD9UTF) (66kW)	94-				<b>303-022</b>		Ø 25,40	Ch -S16206244, Alu, Rear Disc Brake, 10-14Q, -ABS

		Spare Parts	F/R	L/R	CIFAM ref.		DIMENSIONS mm.	NOTE
1.9 TD Eng.D8C (XUD9UTF) (68kW)	96-				<b>303-022</b>		Ø 25,40	Ch -S16206244, Alu, Rear Disc Brake, 10-14Q, -ABS
1.9 TD Eng.DHX (XUD9TF-BTF) (66kW)	94-				<b>303-022</b>		Ø 25,40	Ch -S16206244, Alu, Rear Disc Brake, 10-14Q, -ABS
2.0i Eng.RFW (XU10J2U) (80kW)	94-				<b>303-022</b>		Ø 25,40	Ch -S16206244, Alu, Rear Disc Brake, 10-14-18Q, -ABS
2.5 D, 4WD Eng.T9A (DJ5) (63kW)	94-				<b>303-022</b>		Ø 25,40	Ch -S16206244, Alu, Rear Disc Brake, 14-18Q, -ABS
2.5 TD, 4WD Eng.T8A (DJ5T) (76kW)	94-				<b>303-022</b>		Ø 25,40	Ch -S16206244, Alu, Rear Disc Brake, 14-18Q, -ABS
2.5 TDi, 4WD Eng.THX (DJ5TED) (79kW)	96-				<b>303-022</b>		Ø 25,40	Ch -S16206244, Alu, Rear Disc Brake, 14-18Q, -ABS
2.8 HDi, 4WD Eng.8140.43S (94kW)	00-				<b>303-022</b>		Ø 25,40	Ch -S16206244, Alu, Rear Disc Brake, 14-18Q, -ABS

## DACIA

<b>Duster II 6/10-</b>								
1.5 dCi Eng.K9K796 (63kW)	10-		R		<b>101-1000</b>	Bosch	Ø 19,05	Alu
1.5 dCi, 4WD Eng.K9K896 (79kW)	10-		R		<b>101-1000</b>	Bosch	Ø 19,05	Alu
<b>Logan, MCV 9/04-</b>								
1.4 Eng.K7J710 (55kW)	04-		R		<b>101-1001</b>	Bosch	Ø 17,46	Alu, -ABS
1.5 dCi Eng.K9K790 (48kW)	05-		R		<b>101-1001</b>	Bosch	Ø 17,46	Alu, -ABS
1.6 Eng.K7M710 (64kW)	04-		R		<b>101-1000</b>	Bosch	Ø 19,05	Alu, SW, -ABS
<b>Sandero 6/08-</b>								
1.2 Eng.D4F732 (56kW)	09-		R		<b>101-1001</b>	Bosch	Ø 17,46	Alu, -ABS
1.4 Eng.K7J710 (55kW)	08-		R		<b>101-1001</b>	Bosch	Ø 17,46	Alu, -ABS
1.5 dCi Eng.K9K87 (63kW)	08-		R		<b>101-1001</b>	Bosch	Ø 17,46	Alu
1.5 dCi Eng.K9KK7 (50kW)	08-		R		<b>101-1001</b>	Bosch	Ø 17,46	Alu
1.6 Eng.K7MF7 (64kW)	08-		R		<b>101-1001</b>	Bosch	Ø 17,46	Alu, -ABS

## DAEWOO

<b>Tacuma (KLAU) 9/00-</b>								
1.6 16v Eng.A16DMS (78kW)	00-05		R		<b>101-982</b>		Ø 20,64	

## DAIHATSU

<b>Gran Move (G3) 10/96-</b>								
1.5 16v (G303) Eng.HEEG (66kW)	2/97-7/98		R	L	<b>101-997</b>		Ø 17,46	Alu, -ABS
	2/97-7/98		R	R	<b>101-998</b>		Ø 17,46	Alu, -ABS
1.6 Eng.HDEP (70kW)	98-02		R	L	<b>101-997</b>		Ø 17,46	Alu, -ABS
	98-02		R	R	<b>101-998</b>		Ø 17,46	Alu, -ABS
1.6 16v (G301) Eng.HDEP (67kW)	98-02		R	L	<b>101-997</b>		Ø 17,46	Alu, -ABS
	98-02		R	R	<b>101-998</b>		Ø 17,46	Alu, -ABS

## FIAT

<b>Doblò III (152) 1/10-</b>								
1.3 MJT Eng.263A2.000 (66kW)	10-		R		<b>101-969</b>	Ap	Ø 25,40	Alu
1.4 Eng.843A1.000 (70kW)	10-		R		<b>101-969</b>	Ap	Ø 25,40	Alu
1.4 T-Jet Eng.198A4.000 (88kW)	10-		R		<b>101-969</b>	Ap	Ø 25,40	Alu
1.6 MJT Eng.198A3.000 (77kW)	10-		R		<b>101-969</b>	Ap	Ø 25,40	Alu
2.0 MJT Eng.263A1.000 (99kW)	10-		R		<b>101-969</b>	Ap	Ø 25,40	Alu

## FIAT LCV

<b>Doblò Cargo III (263) 2/10-</b>								
1.3 MJT Eng.263A2.000 (66kW)	10-		R		<b>101-969</b>	Ap	Ø 25,40	Alu
1.4 Eng.843A1.000 (70kW)	10-		R		<b>101-969</b>	Ap	Ø 25,40	Alu
1.6 MJTD Eng.198A3.000 (77kW)	10-		R		<b>101-969</b>	Ap	Ø 25,40	Alu
2.0 MJT Eng.263A1.000 (99kW)	10-		R		<b>101-969</b>	Ap	Ø 25,40	Alu
<b>Ducato III (230) 3/94-4/02</b>								
1.9 D (59kW)	98-10/01				<b>303-022</b>		Ø 25,40	Alu, Rear Disc Brake, 10Q, -ABS
1.9 D Eng.230A2.000 (51kW)	94-10/01				<b>303-022</b>		Ø 25,40	Alu, Rear Disc Brake, 10Q, -ABS
1.9 D Eng.D9B, DJY (50kW)	99-10/01				<b>303-022</b>		Ø 25,40	Alu, Rear Disc Brake, 10Q, -ABS
1.9 TD Eng.230A4.000 (59kW)	94-10/01				<b>303-022</b>		Ø 25,40	Alu, Rear Disc Brake, 10Q, -ABS
1.9 TD Eng.DHX (XUD9TF-L) (66kW)	98-10/01				<b>303-022</b>		Ø 25,40	Alu, Rear Disc Brake, 10Q, -ABS
1.9 TD Panorama Eng.230A3.000 (60kW)	94-10/01				<b>303-022</b>		Ø 25,40	Alu, Rear Disc Brake, 10Q, -ABS
2.0i, 4WD Eng.RFW (XU10J2, C) (80kW)	94-10/01				<b>303-022</b>		Ø 25,40	Alu, Rear Disc Brake, 10-14-18Q, -ABS
2.5 D, 4WD Eng.8140.67 (62kW)	94-10/01				<b>303-022</b>		Ø 25,40	Alu, Rear Disc Brake, 14-18Q, -ABS
2.5 TD 4WD Eng.8140.47 (85kW)	94-10/01				<b>303-022</b>		Ø 25,40	Alu, Rear Disc Brake, 14-18Q, -ABS
2.5 TDi Panorama Eng.8140.47R (80kW)	94-10/01				<b>303-022</b>		Ø 25,40	Alu, Rear Disc Brake, 14-18Q, -ABS
2.5 TDi Panorama, 4WD Eng.8140.47 (85kW)	94-10/01				<b>303-022</b>		Ø 25,40	Alu, Rear Disc Brake, 14-18Q, -ABS

		Spare Parts	F/R	L/R	CIFAM ref.		DIMENSIONS mm.	NOTE
2.8 D, 4WD Eng.8140.63 (64kW)	98-10/01				<b>303-022</b>		Ø 25,40	Alu, Rear Disc Brake, 14-18Q, -ABS
2.8 JTD, 4WD Eng.8140.43S (94kW)	00-10/01				<b>303-022</b>		Ø 25,40	Alu, Rear Disc Brake, 14-18Q, -ABS
2.8 TDi, 4WD Eng.8140.43 (90kW)	97-10/01				<b>303-022</b>		Ø 25,40	Alu, Rear Disc Brake, 14-18Q, -ABS

**HYUNDAI**

<b>Accent III (MC) 6/06-10/10</b>								
1.4 Eng.G4EE (71kW)	06-		R		<b>101-1002</b>		Ø 17,46	Alu
1.5 CRDi Eng.D4FA (81kW)	06-		R		<b>101-1002</b>		Ø 17,46	Alu
1.6 GLS Eng.G4ED (82kW)	06-		R		<b>101-1002</b>		Ø 17,46	Alu
<b>Galloper I 8/91-7/98</b>								
2.5 TD Eng.4D56T (62kW)	91-98		R	L	<b>101-996</b>		Ø 23,81	Alu
	91-98		R	R	<b>101-995</b>		Ø 23,81	Alu
2.5 TD intercooler Eng.4D56T (70kW)	91-98		R	L	<b>101-996</b>		Ø 23,81	Alu
	91-98		R	R	<b>101-995</b>		Ø 23,81	Alu
<b>Galloper II (JK-01) 8/98-</b>								
2.5 TD intercooler Eng.D4BH (73kW)	98-		R		<b>101-996</b>		Ø 23,81	Alu
<b>i20 3/09-</b>								
1.2 Eng.G4LA (57kW)	09-		R	L	<b>101-1006</b>		Ø 17,78	Alu
	09-		R	R	<b>101-1007</b>		Ø 17,78	Alu

**KIA**

<b>Rio II 3/05-</b>								
1.4 16v Eng.G4EE (71kW)	05-		R		<b>101-1002</b>		Ø 17,46	Alu
1.5 CRDi Eng.D4FA (81kW)	05-		R		<b>101-1002</b>		Ø 17,46	Alu
1.6 16v Eng.G4ED (82kW)	05-		R		<b>101-1002</b>		Ø 17,46	Alu

**LAND ROVER**

<b>Defender I (LD) 110/ 130 9/90-</b>								
2.5 TDi, SW Eng.11L, 16L (83kW)	90-94		R	L	<b>101-978</b>		Ø 25,40	
	90-94		R	R	<b>101-977</b>		Ø 25,40	
<b>Defender I (LD) 90 9/90-4/07</b>								
2.5 TDi, SW Eng.11L, 16L (83kW)	90-94		R	L	<b>101-978</b>		Ø 25,40	
	90-94		R	R	<b>101-977</b>		Ø 25,40	

**MERCEDES BENZ**

<b>Classe M I (W163) 2/98-6/05</b>								
ML 230 (163.136) Eng.M111.977 (110kW)	98-05				<b>202-615</b>	Ate	Ø 25,40	Alu, -ESP
ML 270 CDi (163.113) Eng.OM612.963 (120kW)	99-05				<b>202-615</b>	Ate	Ø 25,40	Alu, -ESP
ML 320 (163.154) Eng.M112.942 (160kW)	98-02				<b>202-615</b>	Ate	Ø 25,40	Alu, -ESP
ML 350 Eng.M112.970 (173kW)	03-05				<b>202-615</b>	Ate	Ø 25,40	Alu, -ESP
ML 350 (163.157) Eng.M112.970 (180kW)	02-05				<b>202-615</b>	Ate	Ø 25,40	Alu, -ESP
ML 400 CDi (163.128) Eng.OM628.963 (184kW)	01-05				<b>202-615</b>	Ate	Ø 25,40	Alu, -ESP
ML 430 (163.172) Eng.M113.942 (200kW)	98-05				<b>202-615</b>	Ate	Ø 25,40	Alu, -ESP
ML 500 (163.175) Eng.M113.964, 965 (215kW)	01-05				<b>202-615</b>	Ate	Ø 25,40	Alu, -ESP
ML 55 AMG (163.174) Eng.M113.981 (255kW)	00-05				<b>202-615</b>	Ate	Ø 25,40	Alu, -ESP

**MITSUBISHI**

<b>L200 IV 5/06-</b>								
2.5 DI-D Eng.4D56 (100kW)	06-		R		<b>101-975</b>	Nissin	Ø 22,20	Alu, +ABS
	06-		R		<b>101-974</b>	Nissin	Ø 22,20	Alu, -ABS
<b>Pajero Pinin (H6W, H7W) 10/99-</b>								
1.8 Eng.4G93 (84kW)	01-04		R		<b>101-1003</b>	Ake	Ø 20,64	
1.8 GDi (H66W) Eng.4G93 (GDI) (88kW)	99-01		R		<b>101-1003</b>	Ake	Ø 20,64	
2.0 GDi (H67W, H77W) Eng.4G94 (95kW)	01-04		R		<b>101-1003</b>	Ake	Ø 20,64	
<b>Space Wagon III (N5W) 10/98-</b>								
2.4 GDi, 4WD Eng.4G64 (GDI) (82-91-97-108-110kW)	98-03		R		<b>101-1003</b>	Ake	Ø 20,64	

**NISSAN**

<b>Pathfinder II (R50) 9/97-2/05</b>								
3.3 V6 4WD Eng.VG33E (110kW)	98-00		R		<b>101-897</b>	Nabco	Ø 22,20	Alu
3.3 V6 4WD Eng.VG33E (125kW)	97-10/01		R		<b>101-897</b>	Nabco	Ø 22,20	Alu

**NISSAN LCV**

<b>Pick-Up/King Cab (D21) 9/85-2/98</b>								
2.5 TD, 4WD Eng.TD25 (55-59-61kW)	92-98		R		<b>101-897</b>	Nabco	Ø 22,20	Alu

		Spare Parts	F/R	L/R	CIFAM ref.		DIMENSIONS mm.	NOTE
<b>Boxer I (230) 3/94-4/02</b>								
1.9 D Eng.D8C (XUD9AU) (51kW)	94-				303-022		Ø 25,40	Ch -S16206244, Alu, Rear Disc Brake, 10Q, -ABS
1.9 D Eng.DJY (XUD9A) (50kW)	99-				303-022		Ø 25,40	Ch -S16206244, Alu, Rear Disc Brake, 10Q, -ABS
1.9 TD, 4WD Eng.D8C (XUD9UTF) (68kW)	94-				303-022		Ø 25,40	Ch -S16206244, Alu, Rear Disc Brake, 10-14Q, -ABS
1.9 TD, 4WD Eng.DHY (XUD9TE) (66-68kW)	94-				303-022		Ø 25,40	Ch -S16206244, Alu, Rear Disc Brake, 10-14Q, -ABS
2.0 HDi Eng.RHV (DW10UTD) (62kW)	01-				303-022		Ø 25,40	Ch -S16206244, Alu, Rear Disc Brake, 10-14-18Q, -ABS
2.0, 4WD Eng.RFW (XU10J2, C) (80kW)	94-				303-022		Ø 25,40	Ch -S16206244, Alu, Rear Disc Brake, 10-14-18Q, -ABS
2.5 D, 4WD Eng.T9A (DJ5) (63kW)	94-				303-022		Ø 25,40	Ch -S16206244, Alu, Rear Disc Brake, 14-18Q, -ABS
2.5 TD, 4WD Eng.T8A (DJ5T) (76-95kW)	94-				303-022		Ø 25,40	Ch -S16206244, Alu, Rear Disc Brake, 14-18Q, -ABS
2.5 TDi, 4WD Eng.THX (DJ5TED) (79kW)	97-				303-022		Ø 25,40	Ch -S16206244, Alu, Rear Disc Brake, 14-18Q, -ABS
2.8 HDi, 4WD Eng.8140.43S (93-94kW)	00-				303-022		Ø 25,40	Ch -S16206244, Alu, Rear Disc Brake, 14-18Q, -ABS

<b>Partner/Ranch I (5F) 6/96-3/08</b>								
1.1 Eng.HDZ (TU1M), HFX (TU1JP) (44kW)	7/96-		R		101-1008	Trw	Ø 22,00	Alu
1.4 Eng.TU3A (55kW)	06-08		R		101-1008	Trw	Ø 22,00	Alu
1.4, Bifuel Eng.KFW, KFX (TU3JP) (55kW)	7/96-		R		101-1008	Trw	Ø 22,00	Alu
1.6 16v Eng.NFU (TU5JP4) (80kW)	01-		R		101-1008	Trw	Ø 22,00	Alu
1.8 Eng.LFX (XU7JB) (66kW)	5/97-9/98		R		101-1008	Trw	Ø 22,00	Alu
1.8 D Eng.A9A (XUD7) (43kW)	96-		R		101-1008	Trw	Ø 22,00	Alu
1.9 D Eng.DJY (XUD9A, DW8, B) (50kW)	96-		R		101-1008	Trw	Ø 22,00	Alu
1.9 D, 4WD Eng.WJZ, WJY (DW8, B) (51kW)	98-		R		101-1008	Trw	Ø 22,00	Alu
2.0 HDi, 4WD Eng.RHY (DW10TD) (66kW)	00-08		R		101-1008	Trw	Ø 22,00	Alu

<b>Partner/Ranch II 4/08-</b>								
1.6 HDi Eng.DV6ATED4 (66kW)	08-		R		101-1008	Trw	Ø 22,00	Alu

SSANGYONG

<b>Actyon 1/07-</b>								
2.0 XDi, Sport Eng.OM664.951 (104kW)	07-		R		101-1012		Ø 23,81	Alu
2.3 4WD Eng.M161.951 (110kW)	07-		R		101-1012		Ø 23,81	Alu

<b>Kyron 5/05-</b>								
2.7 XDi, AWD Eng.OM665.950 (121kW)	07-		R		101-1012		Ø 23,81	Alu

<b>Rexton 4/02-</b>								
2.7 XDi Eng.OM665.926 (120kW)	04-		R		101-1012		Ø 23,81	Alu

<b>Rodius 5/05-</b>								
2.7 XDi, 4WD Eng.OM665.926 (120kW)	05-		R		101-1012		Ø 23,81	Alu

SUZUKI

<b>Swift II (AH, AJ, EA, MA) 3/89-12/03</b>								
1.6i 16v, 4WD (SF416, AH, AJ14) Eng.G16B (68-70kW)	90-10/96		R	L	101-1004	Nissin	Ø 19,05	Alu, -ABS
	90-10/96		R	R	101-1005	Nissin	Ø 19,05	Alu, -ABS

TOYOTA LCV

<b>Hiace IV (H1, H2) 8/95-</b>								
2.4 D Eng.2L (55kW)	99-		R		101-1014	Aisin	Ø 25,40	
2.4 TD, 4WD Eng.2LT (63-66kW)	95-		R		101-1014	Aisin	Ø 25,40	
2.4, 4WD Eng.2RZE (85kW)	95-98		R		101-1014	Aisin	Ø 25,40	
2.5 D-4D Eng.2KDFTV (65-70-75kW)	01-		R		101-1014	Aisin	Ø 25,40	
2.7, 4WD Eng.3RZFE (105-106kW)	98-		R		101-1014	Aisin	Ø 25,40	

<b>Hiace V 8/06-</b>								
2.5 D-4D (70kW)	06-		R		101-1014	Aisin	Ø 25,40	
2.5 D-4D 4x4 (86kW)	06-		R		101-1014	Aisin	Ø 25,40	

<b>Hilux I (N) Pick-Up 1/84-</b>								
2.4 D, 4WD Eng.2L (58-61kW)	3/95-		R		101-1014	Aisin	Ø 25,40	
2.5 D-4D Eng.2KDFTV (65kW)	01-		R		101-1014	Aisin	Ø 25,40	

VOLKSWAGEN LCV

<b>LT II 28-46 (2DX0AE, FE, 2DM) 5/96-</b>								
2.3 Eng.AGL (105kW)					202-603	Trw	Ø 23,81	Ch 2DZ2011025-, Alu, -ABS
					202-771	Trw	Ø 25,40	Ch 2DZ2011025-, Alu, +ABS
2.5 SDi Eng.AGX (55kW)					202-603	Trw	Ø 23,81	Ch 2DZ2011025-, Alu, -ABS
					202-771	Trw	Ø 25,40	Ch 2DZ2011025-, Alu, +ABS
2.5 TDi Eng.AHD, ANJ, AVR, APA, BBE, BBF (75-80-66-61-70kW)					202-603	Trw	Ø 23,81	Ch 2DZ2011025-, Alu, -ABS
					202-771	Trw	Ø 25,40	Ch 2DZ2011025-, Alu, +ABS
2.8 TDi Eng.AGK (92kW)					202-603	Trw	Ø 23,81	Ch 2DZ2011025-, Alu, -ABS
					202-771	Trw	Ø 25,40	Ch 2DZ2011025-, Alu, +ABS
2.8 TDi Eng.AUH, BCQ (116kW)					202-603	Trw	Ø 23,81	Ch 2DZ2011025-, Alu, -ABS

CROSS REFERENCES LIST



Adaptable for OES	CIFAM ref.	Adaptable for OES	CIFAM ref.	Adaptable for OES	CIFAM ref.	Adaptable for OES	CIFAM ref.	Adaptable for OES	CIFAM ref.
<b>BMW</b>		<b>LAND ROVER</b>							
34 33 6 785 666	202-769	STC467 STC468	101-978 101-977						
<b>CHEVROLET</b>		<b>MERCEDES BENZ</b>							
13304907 431335 93740568	101-1016 101-982 101-982	000 431 61 01	202-615						
<b>CITROËN</b>		<b>MITSUBISHI</b>							
4402.E7 4402.F8	101-1008 101-1017	4610A008 4610A009 MR407141	101-974 101-975 101-1003						
<b>CITROËN LCV</b>		<b>NISSAN</b>							
4402.E7 4861.72	101-1008 303-022	44100-3T010 44100-3T011	101-897 101-897						
<b>DACIA</b>		<b>NISSAN LCV</b>							
60 01 549 707 60 01 551 410	101-1000 101-1001	44100-3T010 44100-3T011	101-897 101-897						
<b>DAEWOO</b>		<b>PEUGEOT</b>							
431335 93740568	101-982 101-982	4861.72	303-022						
<b>DAIHATSU</b>		<b>PEUGEOT LCV</b>							
47550-87711 47570-87708	101-998 101-997	4402.E7	101-1008						
<b>FIAT</b>		<b>SSANGYONG</b>							
77365348	101-969	48311-05010	101-1012						
<b>FIAT LCV</b>		<b>SUZUKI</b>							
1315251080 77365348	303-022 101-969	53401-70C00 53402-70C00	101-1005 101-1004						
<b>HYUNDAI</b>		<b>TOYOTA</b>							
58330-0P000 58330-1G000 58380-0P000 HR232029 HR232030	101-1006 101-1002 101-1007 101-996 101-995	47550-26130 47550-35260	101-1014 101-1014						
<b>KIA</b>		<b>VOLKSWAGEN LCV</b>							
58330-1G000	101-1002	2D0 611 019E	202-603						

CATALOGUE ADDITION JUNE 2011





101-897



101-969



101-974



101-975



101-977



101-978



101-982



101-995



101-996



101-997






101-998



101-1000



101-1001



101-1002



101-1003



101-1004



101-1005



101-1006



101-1007



101-1008





101-1012



101-1014



101-1016




101-1017

Ø 23,81 mm




202-603

Ø 25,40 mm



202-615

Ø 23,81/22,20 mm



202-769

Ø 25,4 mm



202-771



303-022